Notes

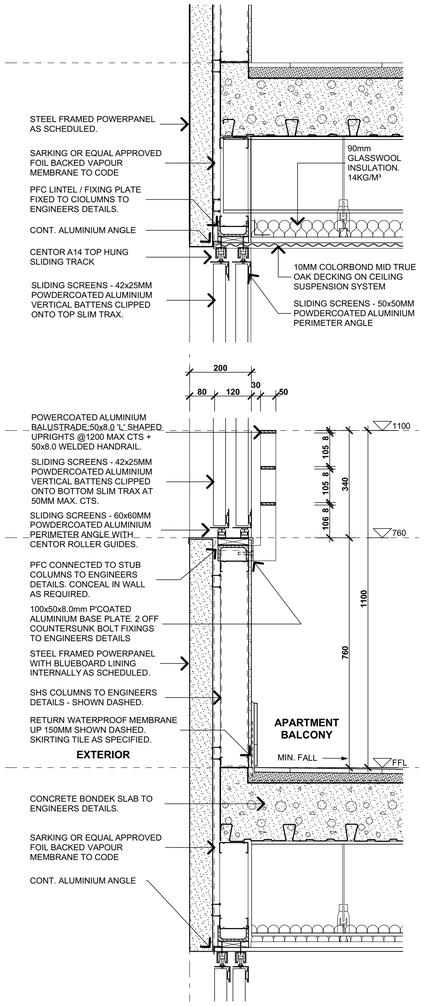

SECTION DETAIL 01
WD10
1:10 A1
1:20 A3

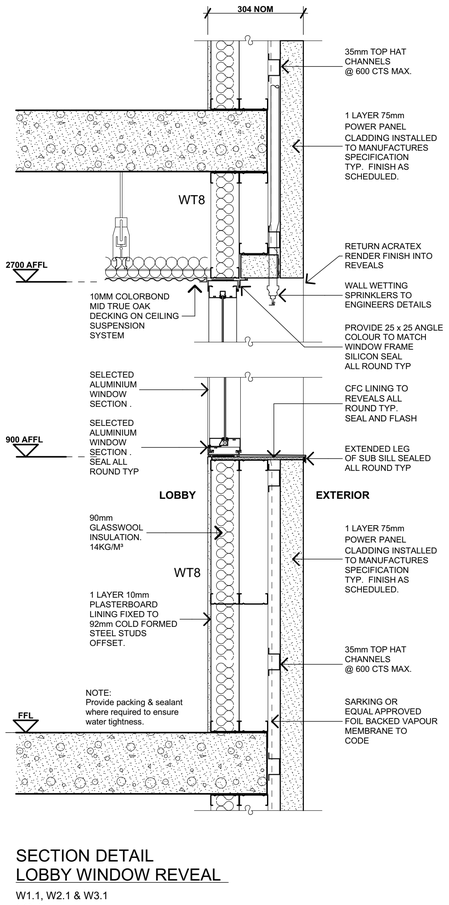

SECTION DETAIL
LOBBY WINDOW REVEAL
W1.1, W2.1 & W3.1
1:10 A1
1:20 A3

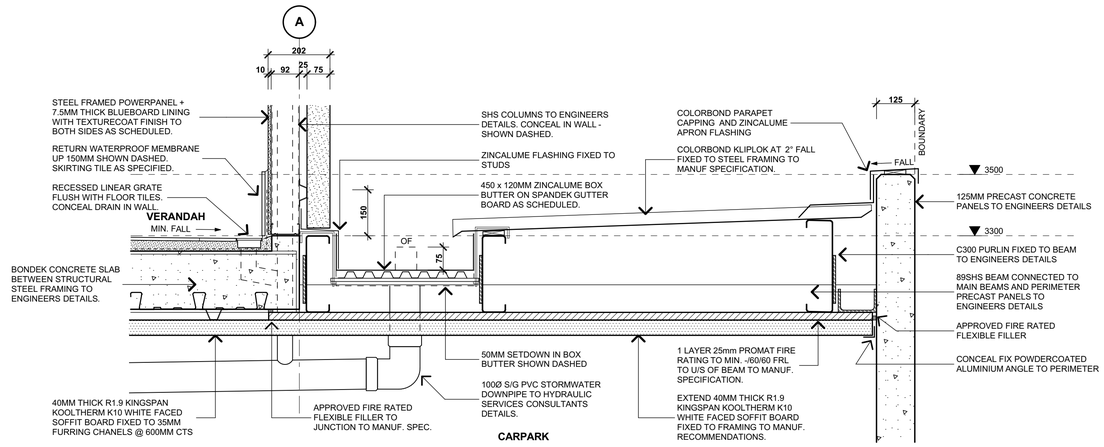

SECTION DETAIL 02
WD10
1:10 A1
1:20 A3

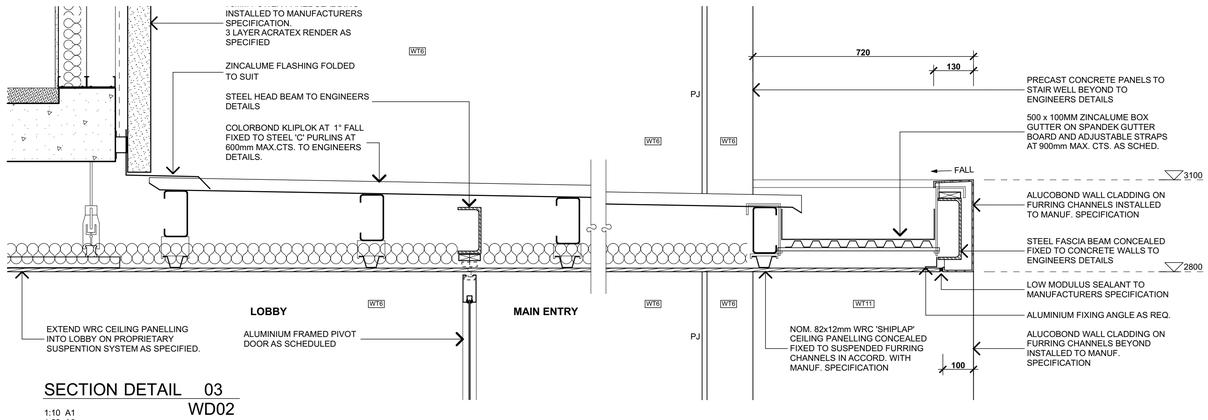

SECTION DETAIL 03
WD02
1:10 A1
1:20 A3

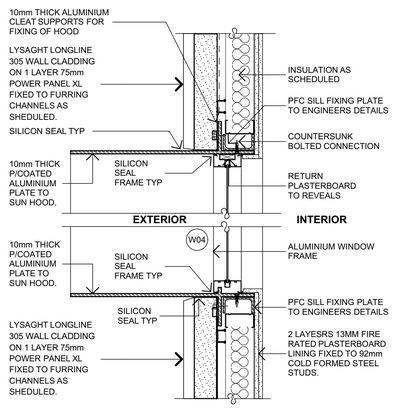

FEATURE WINDOW CANOPY
SECTION DETAIL
1:10 A1
1:20 A3

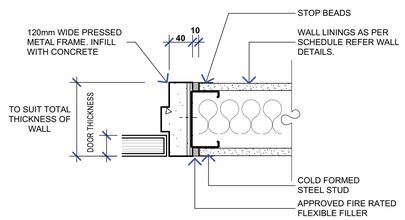

FIRE RATED PRESSED
METAL FRAME
PD
1:5 TYPICAL JAMB DETAILS - STEEL STUD WALL

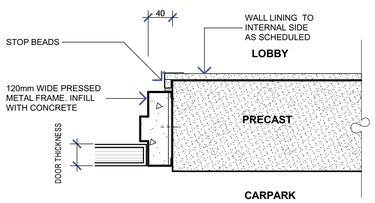

FIRE RATED PRESSED
METAL FRAME
PD
1:5 TYPICAL JAMB DETAILS - MASONRY WALL

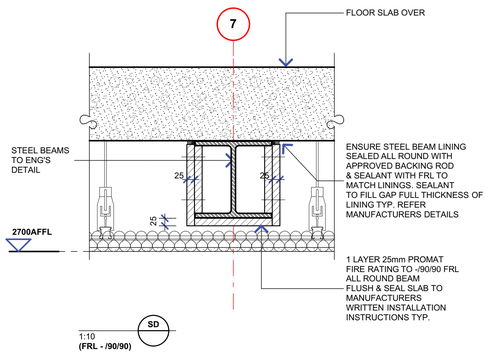

1:10
(FRL - /90/90)

APARTMENT CEILING
STEEL BEAM FIRE RATING
TYPICAL **SECTION DETAIL.**

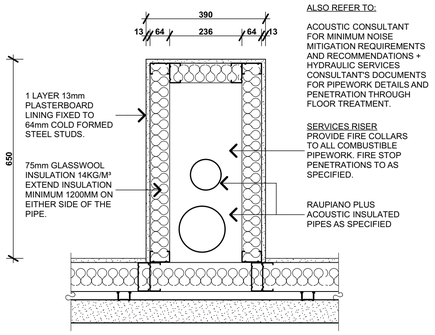

TYPICAL SERVICES RISER
1:10 A1
1:20 A3

NOTE:

APPLICABLE TO BOTH SERVICE RISERS WHERE NOT LESS THAN 40 Rw + Ctr CRITERION IS REQUIRED.

ISSUED FOR CONSTRUCTION
18.11.2016

Issue	Date	Amendments	By
C	18.11.2016	ISSUED FOR CONSTRUCTION	JS
B	12.10.2016	WALL TYPES REVISED. STEEL DOOR FRAMES SHOWN CONCRETE FILLED. NOTE ADDED TO TYPICAL SERVICE RISER DETAIL RE. CONFORMING TO ACOUSTIC CONSULTANTS RECOMMS. BALCONY BALUSTRADE WALL HEIGHT REVISED. WALL COMPOSITES REVISED ACCORD TO WALL TYPE REVISIONS.	JS
A	16.09.2016	ISSUED FOR BUILDING RULES CONSENT	JS

Nelson Architects
Architecture
Interior design
Project Management

11 Eliza St. Adelaide SA 5000
P +618 8231 4434
F +618 8211 7701
E nelson@nelsonarchitects.com.au

Project
130 CHURCHILL RD APARTMENTS
130 Churchill Road
Prospect SA 5082

Drawing Title
CONSTRUCTION DETAILS 2

Drawn	Checked	Scale
JG JS	JN	As Shown
Date Created	CAD File Name	
22.07.16	02130 WD	
Drawing Number	Issue	
02130 WD17	C	

Copyright of design and drawings are reserved. The contractor shall verify all dimensions and levels before commencing any works or shop drawings. Refer any discrepencies to the Architect. A printed copy of this drawing may not be to scale.
A.C.N. 008 215 558

Nelson Architects Pty Ltd